



Crimson Foundation



**Give
Program**

REACHING BEYOND IMPOSSIBILITY

Give Program

PROGRAM

LOGISTICS

FEEDBACK

HIGHLIGHTS

GIVEProgram

PROGRAMDETAILS

Give Program

The Global Immersion Volunteer Experience (GIVE) Program seeks to provide service learning opportunities to an array of individuals and groups that desire to make an impact on a global scale. This unique program completely immerses participants into the cultural fabric of different communities.

Program participants that are accepted into the program will travel to East Africa or Central America to volunteer in three distinct Service Areas.

Participants will have the flexibility and option to engage in Education Outreach, Community Outreach, and Evangelism Outreach opportunities.

Program participants will rotate throughout each Service Area to provide a fuller experience within a holistic service learning context. The option is available to spend more time in a given service area based on the need and desire of each participant.



SERVICE AREA I

EDUCATION OUTREACH



Student Teaching

Participants will assist current teachers in lesson planning, teaching, and grading.

Teacher Training

Share best practices by conducting mutual beneficial professional development workshops.

Sports Clinics

Organize sport clinics to include Soccer and Volleyball training and tournaments.

Research & Collaboration

Work with the University of Rwanda to conduct research and participate in lectures.

SERVICE AREA II

COMMUNITY OUTREACH



Micro-loan Program

Work with local businesses who have received micro-loans to enhance their ability to grow.

Health and Wellness

Visit neighbors to access the health needs of the community. In addition, offer health related services to families.

Construction Projects

Participate in various construction projects to enhance to surrounding of the local community (e.g. houses and walls).

SERVICE AREA III

EVANGELISM OUTREACH



Church Support and Planting

Support local churches by preaching and teaching.
Partake in church planting activities in various areas.

Evangelism

Visit local villages and communities spreading the gospel.

Conferences

Men's and Women's conferences
Pastor Conferences

LOGISTICS & PLANNING

SERVE

Central to our program is the quality of offering ways in which students can serve and interact with locals. Students from the US will work and serve in different capacities. For example, students can serve local and neighboring schools in Rwanda by assisting in classrooms, teaching, and organizing sports tournaments in soccer, volleyball, and basketball. Students will also have opportunities to work with small businesses in supporting the micro-loan program, assist in the construction of modern homes and bathrooms for community members, and tour local sightseeing locations.

LEARN

Perhaps the most powerful component of the GIVE program is the opportunity to become immersed in the cultural fabric within another international setting. Students will learn both from in-country locals and from peer to peer interactions. Students will engage in nightly dialogue to reflect on the day's activities and discuss lessons learned. These important moments serve to reinforce developmental progress, practice and training.

APPLICATION DOCUMENTS

Program documents must be completed in order to receive authorization to participate in the GIVE Program.

- GIVE Program Application
- GIVE Program Agreement
- GIVE Program Health Form
- GIVE Program Confirmation
- Passport & Visa

PROGRAM COST

The program cost covers all expenses to participate in the program, including airfare, in-country transportation, accommodations, food and beverages, and incidentals. The estimated cost is **\$4,000** depending on the cost of airfare, which is subject to change without indication.

Please visit www.CrimsonFoundation.com for more details.

FAQ'S

TRIP ACTIVITIES

What exactly will I be doing on a mission trip?

Working hand-in-hand with someone is the best way to build relationships and experience life changes. Get ready to work hard and roll up your sleeves!

We aim to assist families and communities by meeting their educational, development, housing and health needs. Our biggest efforts are to serve schools through teaching, and to help families by building and remodeling homes, and installing water systems. During your trip you'll work alongside locals from rural communities to help in a variety of ways.

Is the work I'll be doing strenuous?

Depending on the type of project you agree to participate in, the level of effort varies. For example, the building projects are strenuous and requires a lot of stamina each day. If the project is school based, you will be teaching and playing with children, which requires a different type of effort and labor. Either way, we encourage rest breaks and require everyone to hydrate well. Take it to the bank, you WILL consume more water than you could begin to imagine.

TRIP REQUIREMENTS

What should I bring on the trip with me?

We will provide you with a detailed packing list. We encourage you to pack clothing that is comfortable and inexpensive. Many volunteers leave things they don't need behind as donations.

Do I need a passport to go on a mission trip?

YES. And make sure it doesn't expire for 6 months until after your scheduled trip (their international traveling rules, not ours). You do need a visa.

Do I need any shots or prescriptions prior to leaving?

Shots are optional, but we highly recommend Hep A and Hep B. You should also be current on your Tetanus shot. Consult your family doctor, county health center or the CDC for more information.

Do you need to know my medical history?

Yes. We need to know if you have any special medical needs, and you must complete an emergency medical release form before departure. We want to be able to take care of you while you're with us.

TRIP ACTIVITIES

If I am under 18 years of age, do I need permission to go on a service learning trip?

If you are under 18 years of age, you must submit a notarized "release and waiver of liability" form. In addition, adults will need a witnessed "release and waiver of liability" form. Everyone must agree to the Crimson Foundation "Code of Conduct" in order to make the trip. All paperwork is due at least 30 days prior to departure. All of this is included in our online sign up process.

Can young children go on the service learning trip with their parents? There are several family trips scheduled each year. We recommend that children be at least 10 years old and have all recommended immunizations before they travel.

Is participation always done in groups, or can I go down alone?

You will come with a group or join an existing group for your first trip. A certain amount of orientation is required in making the trip, adapting to the surroundings, performing the work, and getting to know everyone on your trip. Once you complete a trip, there may be opportunities to travel alone to join our causes.

PROGRAM PARTICIPANTS (NOV-DEC)

Identify Participating Schools
Identify Participating Students
Identify Team Leaders

LEADERSHIP PLANNING (DEC – JAN)

Identify Areas of Service
Match US Leaders with International Counterpart
Conduct Trip Briefing with Participants

ARRANGE ACCOMMODATIONS (JAN – FEB)

Arrange Flight Accommodations
Arrange Housing Accommodations
Arrange Transportation Accommodations
Pay Deposits for all Accommodations

FOLLOW UP PLANNING (MAR – APR)

Purchase flight
Conduct Trip Briefing with Participants
Complete Trip Assignments (Global Paper)
Coordinate and Verify Areas of Service

DEBRIEF AND FOLLOW UP (MAY- JUN)

Conduct Debriefing at Conclusion of Program
Conduct Follow up with Program Participants





Each school is responsible for coordinating airfare and arrival schedules.

The preferable airlines are Delta and KLM with layovers in Amsterdam, Brussels, Ethiopia, or Vancouver.

Crimson Academy will coordinate transportation and housing.

- Discover Rwanda Youth Hostel
- Local Taxis.



GIVEProgram
FEEDBACK

NIGHTLY **INSPIRATIONAL** TIME



Daily Devotion

University and program staff lead daily devotion to re-energize faith and motivation.



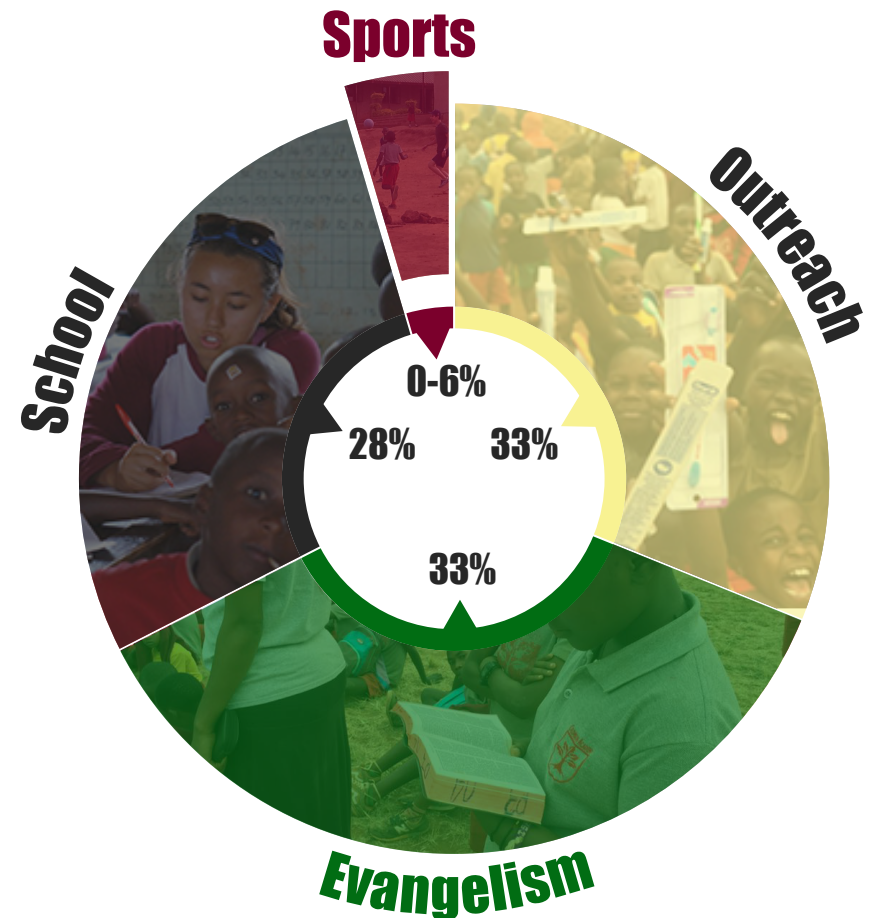
Reflection

University and program staff lead reflection activities to discuss daily activities, challenges, and what was learned.

Participant Feedback

Upon completion of the program, participants will be asked to complete a program survey and participate in a debriefing session. The survey will be used to identify areas of improvement. The debriefing session serves to give students an opportunity to reflect and share experiences in a group setting.

During both feedback opportunities, questions will be posed to the students based on program components.



GIVEProgram
HIGHLIGHTS

VIDEOS



<https://www.youtube.com/watch?v=gLsBJ9Gsmxk>



<https://www.youtube.com/watch?v=bSS4eSRhyGI>



<https://www.youtube.com/watch?v=sUyqTiUm9jk>



<https://www.youtube.com/watch?v=byntXR9B-E>



https://www.youtube.com/watch?v=oc_2GcK3YbU&t=25s



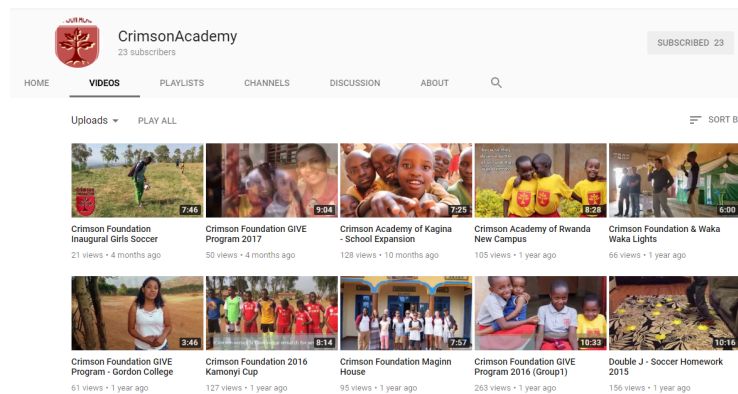
<https://www.youtube.com/watch?v=d71XVdt9h4&t=20s>



<https://www.youtube.com/watch?v=wAmjml9XYW0&t=4s>

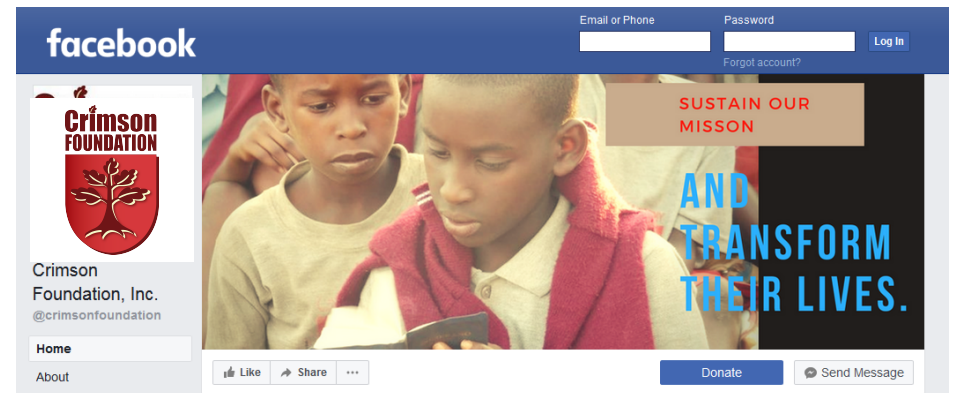
SOCIAL MEDIA

SEE OUR YOUTUBE CHANNEL



<https://www.youtube.com/user/CrimsonAcademy>

SEE OUR FACEBOOK PAGE




https://www.facebook.com/crimsonfoundation?_rdr=p

STUDENT TESTIMONIAL



<https://youtu.be/Ugy2UyBTfc>

Crimson Foundation



www.CrimsonFoundation.com